



Music Reading Phase One

By Andrew Wasson



www.creativeguitarstudio.com



Music Reading

- Phase One -

Project Lesson 1:	Page	1 - 7
Reading in the 5th Position - Strings 3 & 2.....	Page	2 - 4
Reading in the 5th Position - Strings 5 & 4.....	Page	5 - 6
Reading in the 5th Position - High "A"	Page	7
Project Lesson 2:	Page	8 - 15
Reading in the 5th Position - Strings 6 & 5.....	Page	9 - 10
Sharps and Flats in the 5th Position	Page	11 - 15
Project Lesson 3:	Page	16 - 21
Developing the 16th-Note	Page	17 - 18
Application of the 16th-Note Duration.....	Page	19 - 20
Duet Studies	Page	21
Project Lesson 4:	Page	22 - 31
Completing Fifth Position Reading	Page	23
Fifth Position Review	Page	24
Fifth Position Music Reading Assignments.....	Page	25 - 26
Triple Meter (Compound Time).....	Page	27 - 29
Triple Meter Reading Studies	Page	30 - 31



Project Lesson 1:

Reading in the 5th Position

- **Strings 3 & 2**
- **Strings 5 & 4**
- **The High "A" Note**

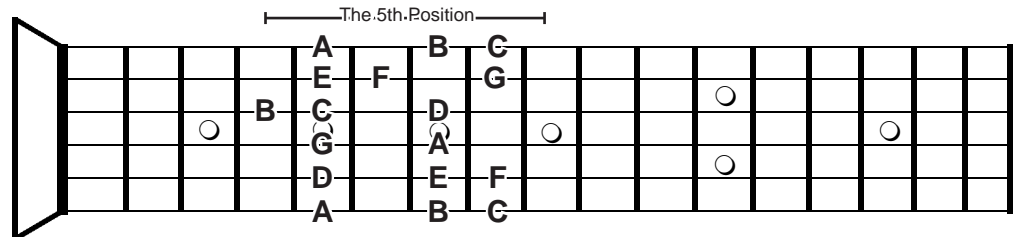
Music Reading Phase One - Project Lesson 1

SECTION ONE: Reading in the 5th Position - Strings 3 & 2

POSITION 5 - Overview:

The fifth position allows for excellent scale tone placement and ease of playability for pieces in the following keys:

- C Major
- F Major
- G Major
- B \flat Major
- E \flat Major




Fifth position also works as an excellent compliment to Position Four.

5th Position - Second String Note Layout:

Example one below shows the notes of: E, F, and G in the fifth position on the second string.


IMPORTANT: Throughout this course, circled numbers represent guitar strings. Numbers next to tones represent the fret-board hand finger used to play the specific tone.

Example #1). Fifth position, second string notes.



24-Note Drill: Perform the 24 notes as; quarter, eighth, and sixteenth-note durations.

Study #1). Tempo = _____ b.p.m. (beats per minute)



Music Reading Phase One - Project Lesson 1

SECTION ONE: Second String Note Layout Continued...

Study #2). Learn to play the following second string 5th position melody.